

CCEHUB Clinical Data Entry Workflow
CCE OMIC PILOT STUDY
Patient Diagnosis Form
August 10, 2009

Patient Diagnosis Information

Patient

Patient Selection

Select Patient: 


001 


Diagnosis

Patient Diagnosis Information

Diagnosis Date (enter YYYY-MM-DD, e.g., 2009-04-26):



Diagnosis: 

Healthy Control 

Comment (optional):

select patient
barcode

Once the patient diagnosis is entered and submitted, the patient barcode will be removed from the selection list.

enter diagnosis date,
diagnosis, and
comment.


Diagnosis choices are Healthy Control, Polyp, Colon Cancer, Rectal Cancer.


A diagnosis date is entered only for patients with a diagnosis of cancer. The date is the one associated with the diagnosis for this study – not with any previous cancer diagnosis. The comment is optional.


Diagnosis

Patient Diagnosis Information

Diagnosis Date (enter YYYY-MM-DD, e.g., 2009-04-26):

Diagnosis: 

Stage: 

K-RAS Mutation Status: 

Comment (optional):


for patients with a diagnosis of cancer, enter Stage and K-RAS Mutation Status.


Options for Stage are
Not Applicable
Stage I/II
Stage III
Stage IV
Local Advanced
Other specifics for Stage can be noted in the comment

Options for K-RAS Mutation Status are
Not Applicable
Negative
Positive
Unknown


Surgery

Patient Surgery Information

Will the patient have surgery?: 

yes 

Surgery Date (enter YYYY-MM-DD, e.g., 2009-04-26):




Surgery Type:


enter patient surgery information


Information entered here refers to surgery scheduled at the initial diagnosis. The surgery type is not optional – a textual description of the surgery to be performed should be entered here.


TNM Staging


Tumor-Node-Metastasis Staging


Tumor: 

0 

Nodal Involvement: 

0 

Metastasis: 

0 

enter TNM staging information

Tumor: 0,1,2,3,4
Nodal involvement: 0,1,2
Metastasis: 0,1,X

Diet History

Patient Diet History Questionnaire

NCI diet history questionnaire username (leave blank if username not available):

Click to see the NCI diet questionnaire:
<https://ccehub.org/resources/80/>

Submit

enter NCI username
data entered in the
online questionnaire

For patients without a
username, leave this
blank.

submit

Click submit to send data
to the cceHUB database.
Data from submitted
forms is collected into the
database once per day.

Detailed screenshots of the diagnosis form:


The screenshot displays a web form titled "Patient Diagnosis Information". The form is divided into two main sections: "Patient" and "Diagnosis". In the "Patient" section, there is a "Patient Selection" label and a "Select Patient:" dropdown menu. The dropdown menu is open, showing a list of patient barcodes: 001, 002, 003, 009, 011, 012, 013, 014, 015, 016, 017, 018, 019, 020, 024, and 026. The first option, "001", is highlighted in blue, indicating it is the selected patient.

Selecting the patient barcode

Diagnosis

Patient Diagnosis Information

Diagnosis Date (enter YYYY-MM-DD, e.g., 2009-04-26):

Diagnosis: 

Comment (optional):


August, 2009						
wk	Mon	Tue	Wed	Thu	Fri	
30						1
31	2	3	4	5	6	7 8
32	9	10	11	12	13	14 15
33	16	17	18	19	20	21 22
34	23	24	25	26	27	28 29
35	30	31				
Select a date						


Selecting the diagnosis date. The diagnosis date can also be entered manually using the format listed: YYYY-MM-DD.

Diagnosis

Patient Diagnosis Information

Diagnosis Date (enter YYYY-MM-DD, e.g., 2009-04-26):




Diagnosis: 

Healthy Control
Healthy Control
Polyp
Colon Cancer
Rectal Cancer

Selecting the diagnosis.

Surgery

Patient Surgery Information

Will the patient have surgery? 


yes
yes
no

Surgery Type:


Indicating whether patient will have surgery.

TNM Staging

Tumor-Node-Metastasis Staging

Tumor: 

0
0
1
2
3
4


Metastasis: 


0

TNM Staging: Tumor

TNM Staging

Tumor-Node-Metastasis Staging

Tumor: 


Nodal Involvement: 


- 0
- 1
- 2
- 0


TNM Staging: Nodal Involvement

TNM Staging

Tumor-Node-Metastasis Staging

Tumor: 
0

Nodal Involvement: 
0

Metastasis: 
0
0
1
X

TNM Staging: Metastasis